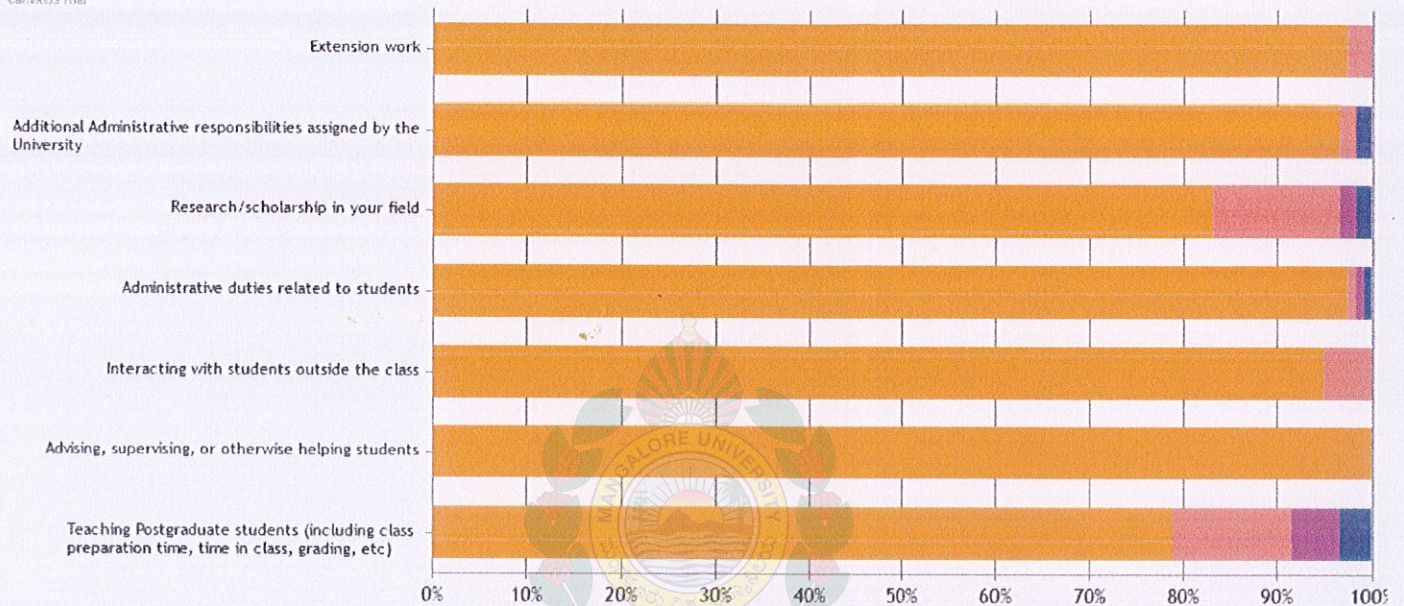


8. Of those hours, approximately how many do you spend on each of the following activities (these estimates need not be sum of the number reported in question 10 a). Please write the hours per week in the boxes provided. If not sure, give your best estimate. If none, write "0".

Questions	0-12	13-24	25-36	37-48	Total
Teaching Postgraduate students (including class preparation time, time in class, grading, etc)	93(78.81%)	15(12.71%)	6(5.08%)	4(3.39%)	118
Advising, supervising, or otherwise helping students	118(100.00%)	0(0.00%)	0(0.00%)	0(0.00%)	118
Interacting with students outside the class	112(94.92%)	6(5.08%)	0(0.00%)	0(0.00%)	118
Administrative duties related to students	115(97.46%)	1(0.85%)	1(0.85%)	1(0.85%)	118
Research/scholarship in your field	98(83.05%)	16(13.56%)	2(1.69%)	2(1.69%)	118
Additional Administrative responsibilities assigned by the University	114(96.61%)	2(1.69%)	0(0.00%)	2(1.69%)	118
Extension work	115(97.46%)	3(2.54%)	0(0.00%)	0(0.00%)	118

CanvasJS Trial

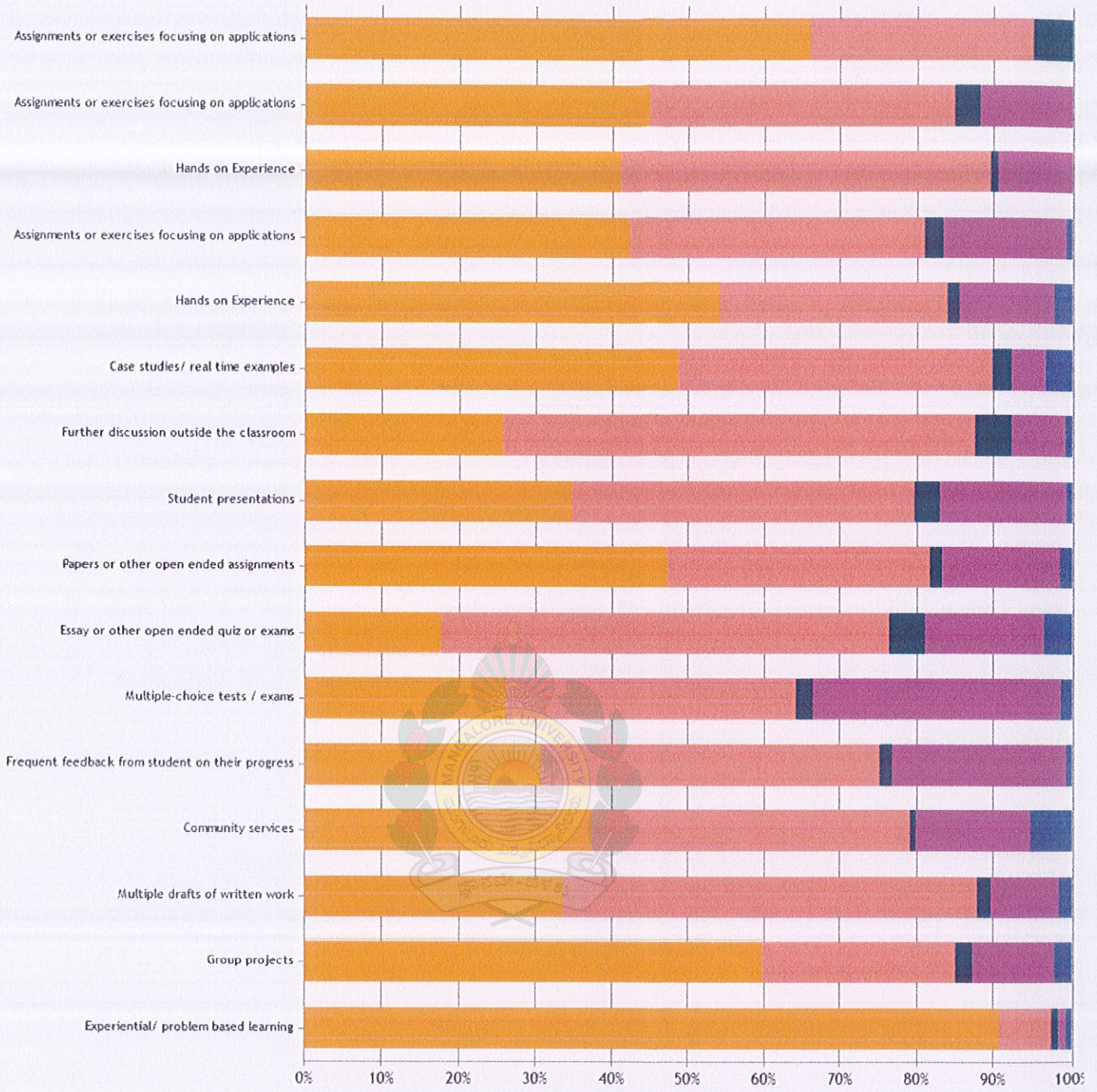


  
**Registrar**  
**MANGALORE UNIVERSITY**  
**MANGALAGANCOTRI - 574 199**

9. Please select in what extent do you use the following?

Questions	Frequently	Moderately	Rarely	Never	Unanswered
Lecture	109(92.37%)	8(6.78%)	(%)	(%)	1(0.85%)
Class discussion	80(67.80%)	34(28.81%)	1(0.85%)	(%)	3(2.54%)
Collaborative/ Co-Operative learning	39(33.05%)	63(53.39%)	14(11.86%)	(%)	2(1.69%)
Experiential/ problem based learning	50(42.37%)	56(47.46%)	10(8.47%)	1(0.85%)	1(0.85%)
Group projects	38(32.20%)	55(46.61%)	20(16.95%)	3(2.54%)	2(1.69%)
Multiple drafts of written work	35(29.41%)	51(42.86%)	28(23.53%)	2(1.68%)	3(2.52%)
Community services	15(12.61%)	50(42.02%)	43(36.13%)	7(5.88%)	4(3.36%)
Frequent feedback from student on their progress	59(50.00%)	43(36.44%)	13(11.02%)	1(0.85%)	2(1.69%)
Multiple-choice tests / exams	41(34.45%)	53(44.54%)	19(15.97%)	2(1.68%)	4(3.36%)
Essay or other open ended quiz or exams	27(22.69%)	65(54.62%)	19(15.97%)	3(2.52%)	5(4.20%)
Papers or other open ended assignments	58(48.74%)	49(41.18%)	7(5.88%)	2(1.68%)	3(2.52%)
Student presentations	71(60.17%)	39(33.05%)	5(4.24%)	1(0.85%)	2(1.69%)
Further discussion outside the classroom	51(43.22%)	47(39.83%)	16(13.56%)	1(0.85%)	3(2.54%)
Case studies/ real time examples	43(36.44%)	51(43.22%)	19(16.10%)	4(3.39%)	1(0.85%)
Hands on Experience	54(45.38%)	48(40.34%)	10(8.40%)	3(2.52%)	4(3.36%)
Assignments or exercises focusing on applications	68(57.63%)	30(25.42%)	14(11.86%)	1(0.85%)	5(4.24%)



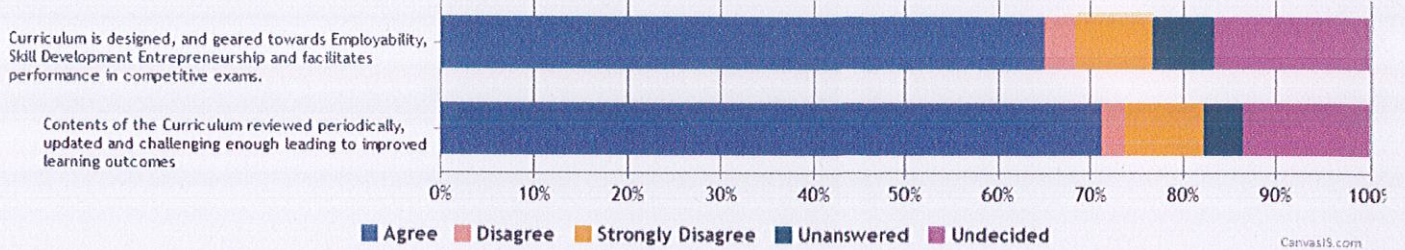


  
**Registrar**  
**MANGALORE UNIVERSITY**  
**MANGALAGANGOTRI - 574 199**

10. Please indicate your level of Agreement with each of the following statements.

Questions	Agree	Disagree	Strongly Disagree	Undecided	Unanswered
Contents of the Curriculum reviewed periodically, updated and challenging enough leading to improved learning outcomes	84(71.19%)	3(2.54%)	10(8.47%)	16(13.56%)	5(4.24%)
Curriculum is designed, and geared towards Employability, Skill Development Entrepreneurship and facilitates performance in competitive exams.	78(65.00%)	4(3.33%)	10(8.33%)	20(16.67%)	8(6.67%)


CanvasLIS Trial



X

*BB*

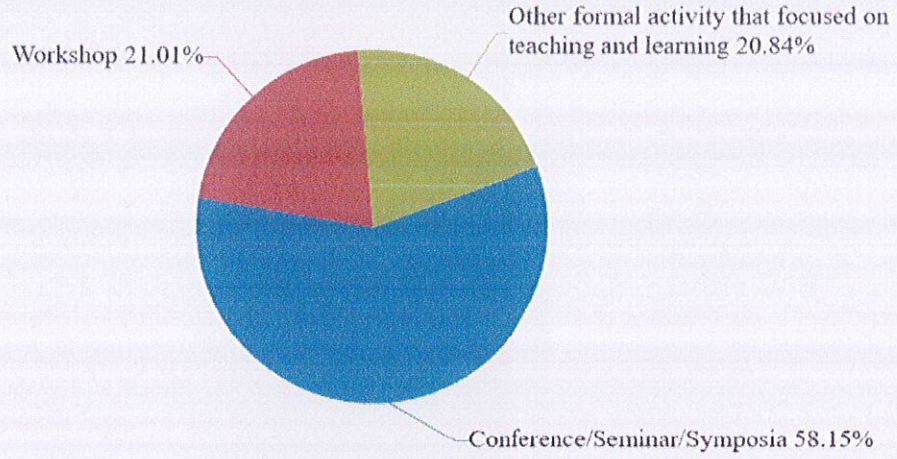
**Registrar**  
**MANGALORE UNIVERSITY**  
**MANGALAGANGOTRI - 574 199**



12. Participation in the following:

Values	Total	Percentage
Conference/Seminar/Symposia	1395	58.15%
Workshop	504	21.01%
Other formal activity that focused on teaching and learning	500	20.84%

Canvas33 Trial



● Conference/Seminar/Symposia ● Workshop ● Other formal activity that focused on teaching and learning

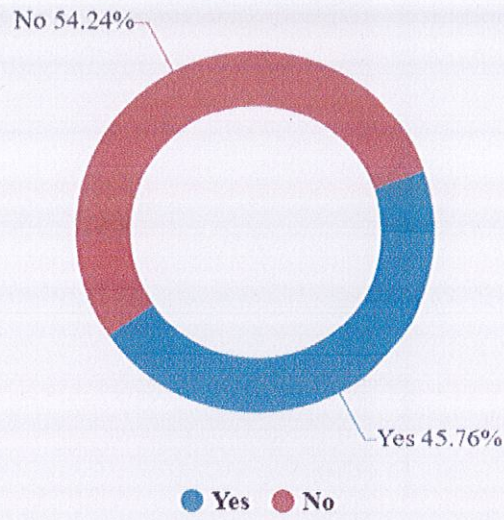


*BS*  
**Registrar**  
**MANGALORE UNIVERSITY**  
**MANGALAGANGOTRI - 574 199**

13. Do you agree that the out-of-class contact with Postgraduate students is decreasing?

Values	Total	Percentage
Yes	54	45.76%
No	64	54.24%

CanvasJS Trial



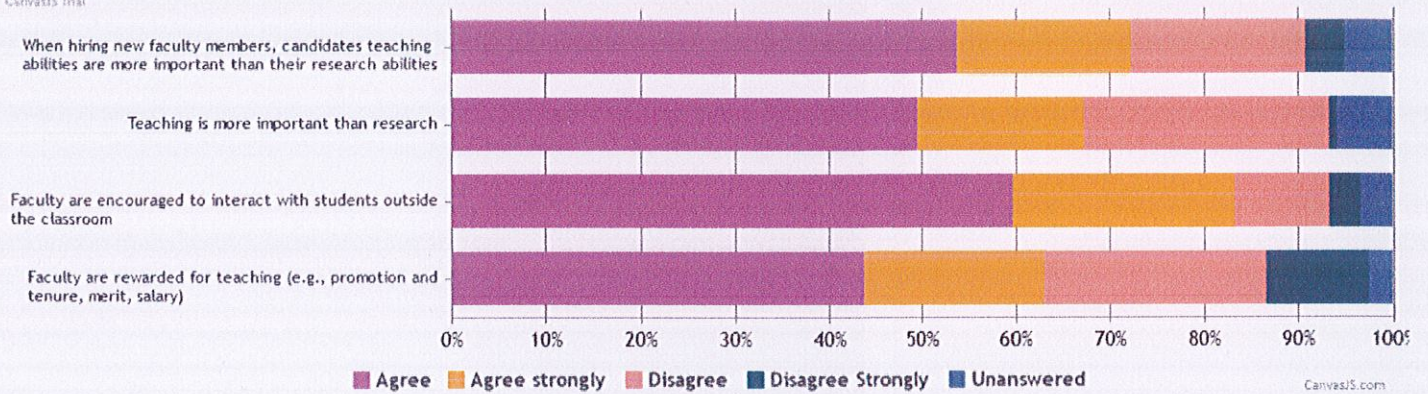
CanvasJS.com



17. Indicate your level of agreement with each of the following statements:

Questions	Agree Strongly	Agree	Disagree	Disagree Strongly	Unanswered
Faculty are rewarded for teaching (e.g., promotion and tenure, merit, salary)	23(19.33%)	52(43.70%)	28(23.53%)	13(10.92%)	3(2.52%)
Faculty are encouraged to interact with students outside the classroom	28(23.53%)	71(59.66%)	12(10.08%)	4(3.36%)	4(3.36%)
Teaching is more important than research	21(17.65%)	59(49.58%)	31(26.05%)	1(0.84%)	7(5.88%)
When hiring new faculty members, candidates teaching abilities are more important than their research abilities	22(18.49%)	64(53.78%)	22(18.49%)	5(4.20%)	6(5.04%)

CanvasJS Trial

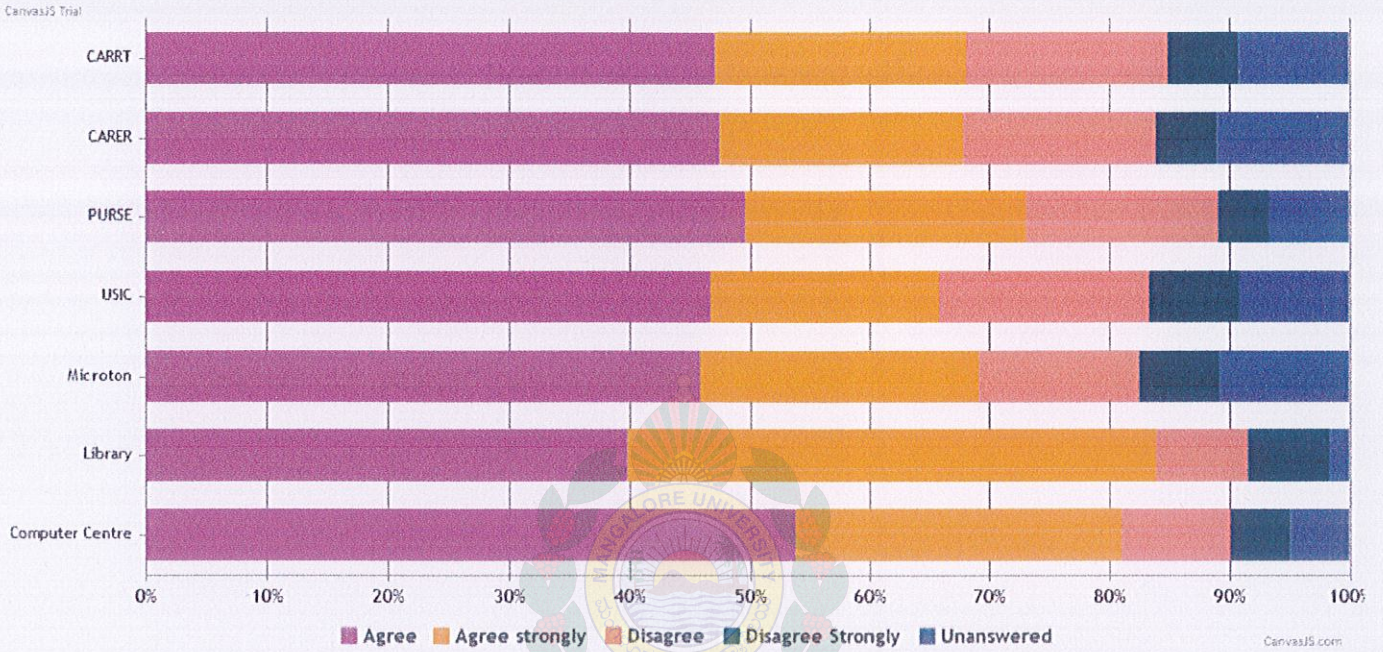


CanvasJS.com



17 E. Faculty are encouraged to use the services of the on campus facilities like :

Questions	Agree Strongly	Agree	Disagree	Disagree Strongly	Unanswered
Computer Centre	33(27.27%)	65(53.72%)	11(9.09%)	6(4.96%)	6(4.96%)
Library	52(44.07%)	47(39.83%)	9(7.63%)	8(6.78%)	2(1.69%)
Microton	28(23.33%)	55(45.83%)	16(13.33%)	8(6.67%)	13(10.83%)
USIC	23(19.17%)	56(46.67%)	21(17.50%)	9(7.50%)	11(9.17%)
PURSE	28(23.53%)	59(49.58%)	19(15.97%)	5(4.20%)	8(6.72%)
CARER	24(20.34%)	56(47.46%)	19(16.10%)	6(5.08%)	13(11.02%)
CARRT	25(21.01%)	56(47.06%)	20(16.81%)	7(5.88%)	11(9.24%)



  
**Registrar**  
**MANGALORE UNIVERSITY**  
**MANGALAGANGOTRI - 574 199**